



The AEX AP Series Local Source Patch Panel complements the AT Series, providing users the ease of utilising the house loudspeakers with the program of their choice. Suitable for any voltage type, the user has to bring only a source and an amplifier. Patching the output of the amplifier into the unit will automatically disable the current program and put the local source through.

In case of an emergency, the unit is able to receive an overriding signal and put the emergency paging through (AP 01 and AP 05) and at maximum level (AP 05). The AP 05 patch panel comes with a 5W attenuator, suitable for 70 V / 100 V line constant voltage system.

Its aesthetical design easily blends into most surroundings and matches other electrical fittings. The off-white matted surface complements most wall finishings.

Injection-moulded from high impact ABS resin and engineered with premium components, the units are able to withstand continuous usage without any deterioration in quality.

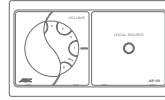
- Convenience of utilising the house loudspeaker system with a local source.
- Built-in emergency overriding relay which overrides the local source and sets the output level to the maximum during emergency paging.
- Sleek and aesthetic design easily blends into most surroundings.
- Durable high impact ABS panel casing in neutral colour - Off White (RAL 9010).
- Non-visible mounting screws at the panel.
- Able to be both flush mounted or surface mounted to the wall. Optional back box for partition wall mounting available.



AP 01
Local Source Patch Panel



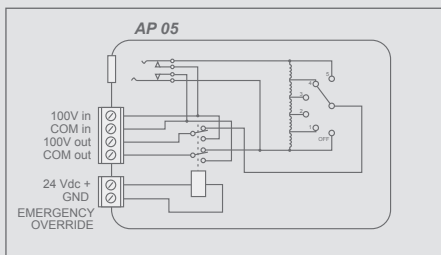
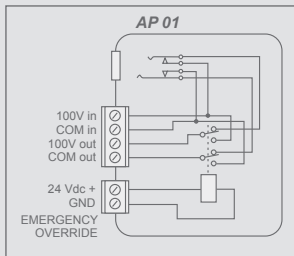
AP 05
Local Source Patch Panel with 5W Audio Attenuator



Technical Specifications

	AP 01	AP 05
Maximum Power	120 W (100 V)	5 W (100 V)
Attenuation	-	6 Levels of -6 dB per step (0 dB, -6 dB, -12 dB, -18 dB, -24 dB, -∞dB)
Maximum Insertion Loss	-	- 0.5 dB
Material & Finish	ABS Resin, Matt Off-White (RAL 9010)	ABS Resin, Matt Off-White (RAL 9010)
Dimensions (W x H x D)	86 x 86 x 32 mm	146 x 86 x 32 mm
Weight	0.07 kg	0.13 kg
Emergency Override	24 Vdc Input	24 Vdc Input

Block Diagram



Accessories

Surface Mounting Back Box

ASM 101

ASM 201



ASM 101 : (For use with AP 01)
86 x 86 x 33 mm

ASM 201 : (For use with AP 05)
146 x 86 x 33 mm

Partition Wall Mounting Back Box

APM 101

APM 201



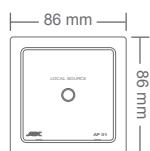
APM 101 : (For use with AP 01)
83 x 83 x 37 mm

APM 201 : (For use with AP 05)
142 x 83 x 37 mm

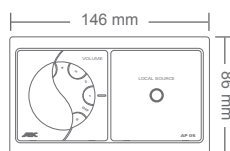
Engineers' Specifications

The local source patch panel shall be suitable for use in 70 V and 100 V line distributed speaker system. It shall have a 1/4" mono phone socket at the front panel for local source input. The unit shall disable the current program when there is a local source. Maximum handling power shall be 120W (AP 01) / 5W (AP 05), rated at 100 V line. A built-in emergency overriding relay shall be incorporated into the unit to disconnect the local source and switch the output level to the

maximum during emergency paging. It shall be able to be both flush and surface mounted to the wall (with optional back box) without any visible mounting screws. The facial components shall be made from high impact ABS in off-white (RAL 9010) and have a matted surface to avoid reflections. Its front facial dimensions shall not exceed 86 x 86 mm (AP 01) / 146 x 86 mm (AP 05) and depth not exceeding 32 mm.



AP 01



AP 05